

**UNITED STATES  
SECURITIES AND EXCHANGE COMMISSION  
Washington, D.C. 20549**

**FORM 8-K**

**CURRENT REPORT  
Pursuant to Section 13 or 15(d)  
of the Securities Exchange Act of 1934**

**Date of Report (Date of earliest event reported): September 29, 2021**

**Verrica Pharmaceuticals Inc.**  
(Exact Name of Registrant as Specified in its Charter)

**Delaware**  
(State or Other Jurisdiction  
of Incorporation)

**001-38529**  
(Commission  
File Number)

**46-3137900**  
(IRS Employer  
Identification No.)

**44 W. Gay St., Suite  
400 West Chester, PA**  
(Address of Principal Executive Offices)

**19380**  
(Zip Code)

**Registrant's telephone number, including area code: (484) 453-3300**

Check the appropriate box below if the Form 8-K filing is intended to simultaneously satisfy the filing obligation of the registrant under any of the following provisions:

- Written communications pursuant to Rule 425 under the Securities Act (17 CFR 230.425)
- Soliciting material pursuant to Rule 14a-12 under the Exchange Act (17 CFR 240.14a-12)
- Pre-commencement communications pursuant to Rule 14d-2(b) under the Exchange Act (17 CFR 240.14d-2(b))
- Pre-commencement communications pursuant to Rule 13e-4(c) under the Exchange Act (17 CFR 240.13e-4(c))

Securities registered pursuant to Section 12(b) of the Securities Exchange Act of 1934:

Title of each class	Trading symbol	Name of each exchange on which registered
Common Stock	VRCA	The Nasdaq Stock Market LLC

Indicate by check mark whether the registrant is an emerging growth company as defined in Rule 405 of the Securities Act of 1933 (§230.405 of this chapter) or Rule 12b-2 of the Securities Exchange Act of 1934 (§240.12b-2 of this chapter).

Emerging growth company

If an emerging growth company, indicate by check mark if the registrant has elected not to use the extended transition period for complying with any new or revised financial accounting standards provided pursuant to Section 13(a) of the Exchange Act.

**Item 7.01 Regulation FD Disclosure.**

On September 29, 2021, Verrica Pharmaceuticals Inc. (the “*Company*”) will be posting an updated corporate presentation on its website. A copy of this presentation is furnished as Exhibit 99.1 to this Current Report on Form 8-K.

In accordance with General Instruction B.2. of Form 8-K, the information in this Item 7.01 and Exhibit 99.1 hereto shall not be deemed “filed” for purposes of Section 18 of the Securities Exchange Act of 1934, as amended (the “*Exchange Act*”), or otherwise subject to the liability of that section, nor shall it be deemed incorporated by reference in any of the Company’s filings under the Securities Act of 1933, as amended, or the Exchange Act, whether made before or after the date hereof, regardless of any incorporation language in such a filing, except as expressly set forth by specific reference in such a filing.

**Item 9.01 Financial Statements and Exhibits.**

**(d) Exhibits**

<u>Exhibit Number</u>	<u>Exhibit Description</u>
99.1	<a href="#">Company Presentation.</a>
104	Cover Page Interactive Data File (formatted as inline XBRL).

SIGNATURES

Pursuant to the requirements of the Securities Exchange Act of 1934, the registrant has duly caused this report to be signed on its behalf by the undersigned hereunto duly authorized.

**Verrica Pharmaceuticals Inc.**

Date: September 29, 2021

/s/ P. Terence Kohler Jr.  
P. Terence Kohler Jr.  
Chief Financial Officer



# Company Overview

September 28, 2021

Copyright © 2021 Verrica Pharmaceuticals. All rights reserved.

# Disclaimer

Certain information contained in this presentation and statements made orally during this presentation relates to or is based on studies, publications, surveys and other data obtained from third-party sources and Verrica's own internal estimates and research. While Verrica believes these third-party sources to be reliable as of the date of this presentation, it has not independently verified, and makes no representation as to the adequacy, fairness, accuracy or completeness of, any information obtained from third-party sources. While Verrica believes its internal research is reliable, such research has not been verified by any independent source.

This presentation contains forward-looking statements. Forward-looking statements are neither historical facts nor assurances of future performance. Instead, they are based on our current beliefs, expectations and assumptions regarding the future of our business, future plans and strategies, our clinical results and other future conditions. All statements other than statements of historical facts contained in this presentation, including statements regarding future results of operations and financial position, business strategy, interactions with the FDA, including the timing of the Type A meeting with the FDA, the FDA's favorable response, and the timing of such response to the CMO's corrective actions, the Company's expectations with regard to the potential approval of the NDA for VP-102, the potential benefits and potential commercialization of VP-102 for the treatment of molluscum, if approved, current and prospective product candidates, planned clinical trials and preclinical activities, product approvals, degree of market acceptance of approved products, research and development costs, current and prospective collaborations, timing and likelihood of success, plans and objectives of management for future operations, future results of anticipated product candidates, and the potential payments and benefits to Verrica of the license agreement with Torii, are forward-looking statements. The words "may," "will," "should," "expect," "plan," "anticipate," "could," "intend," "target," "project," "estimate," "believe," "predict," "potential" or "continue" or the negative of these terms or other similar expressions are

intended to identify forward-looking statements, although not all forward-looking statements contain these identifying words.

The information in this presentation, including without limitation the forward-looking statements contained herein, represent our views as of the date of this presentation. Although we believe the expectations reflected in such forward-looking statements are reasonable, we can give no assurance that such expectations will prove to be correct. Accordingly, readers are cautioned not to place undue reliance on these forward-looking statements. Except as required by applicable law, we do not plan to publicly update or revise any forward-looking statements contained herein, whether as a result of any new information, future events, changed circumstances or otherwise. No representations or warranties (expressed or implied) are made about the accuracy of any such forward-looking statements. The forward-looking statements in this presentation involve risks and uncertainties that could cause actual results to differ materially from those reflected in such statements. Risks and uncertainties that may cause actual results to differ materially include uncertainties inherent in the drug development process and the regulatory approval process, our reliance on third parties over which we may not always have full control, and other risks and uncertainties that are described in our Annual Report on Form 10-K for the year ended December 31, 2020 filed with the U.S. Securities and Exchange Commission (SEC) on March 17, 2021, and our other filings made with the SEC. New risk factors and uncertainties may emerge from time to time, and it is not possible to predict all risk factors and uncertainties. There can be no assurance that the opportunity will meet your investment objectives, that you will receive a return of all or part of such investment. Investment results may vary significantly over any given time period. The appropriateness of a particular investment or strategy will depend on an investor's individual circumstances and objectives. We recommend that investors independently evaluate specific investments and strategies.



Copyright © 2021 Verrica Pharmaceuticals. All rights reserved.

# Investment Highlights

## *Focused on Clinician-Administered Therapies With Potential for Reimbursement as a Medical Benefit*

### **YCANTH™ (VP-102)**

- ❑ In Development to Address Two of the Largest Unmet Needs in Dermatology
  - U.S. prevalence of ~6 million in molluscum contagiosum<sup>(1)</sup> and ~22 million in common warts<sup>(2)</sup>
  - No FDA-approved drugs to treat molluscum or warts
- ❑ Innovative Product Candidate
  - Proprietary drug-device combination of formulation and single-use applicator
- ❑ Physician Acceptance
  - 95% of Pediatric Dermatologists have used API<sup>(3)</sup>
- ❑ Payer Research Suggests Favorable Reimbursement Landscape
- ❑ Exclusive License for Torii Pharmaceutical to Develop and Commercialize VP-102 in Japan
- ❑ Next step will be to request a Type A meeting with FDA in Q4 2021 to address deficiencies identified by FDA at a contract manufacturer.

### **Dermatological Oncology**

- ❑ Worldwide rights for dermatological oncology, including basal cell and squamous cell carcinomas and non-metastatic melanoma, to LTX-315
  - First-in-class oncolytic peptide injected directly into tumor
- ❑ Positive tumor-specific immune cell responses in multi-indication Phase 1/2 oncology trials
- ❑ Verrica to focus initially on development to treat basal cell and squamous cell carcinomas
- ❑ 5.4 million diagnoses annually in the U.S. of basal and squamous cell skin cancers<sup>(4)</sup>; patients typically treated with surgery
- ❑ Submission of U.S. IND anticipated during second half of 2021

### **Proven Team and Strong Balance Sheet**

- ❑ Industry-leading, experienced management team with extensive dermatology product launch experience
- ❑ \$90M cash and marketable securities as of June 30, 2021.



(1) Prevalence in the US of 5.1% to 11.5% in children aged 0-16 years. (Fam Pract. 2014 Apr;31(2):130-6). US Census estimates ~69.4MM children aged 0 to 16 years in 2016.

(2) IMS National Disease and Therapeutic Index (NDTI) Rolling 5 Years Ending June 2016. Nguyen et al, Laser Treatment of Nongenital Verrucae A Systemic Review. JAMA Dermatology. 2016; 152(9): 1025-103

(3) Based on a survey of 115 dermatologists the results of which have been extrapolated to pediatric dermatologists.

(4) Rogers JAMA Derm 2015; <https://www.aad.org/media/stats-skin-cancer>, <https://www.skincancer.org/skin-cancer-information/skin-cancer-facts/>

# Verrica: Striving to Change the Game in Medical Dermatology

- ❑ Potential first and only FDA-approved product to treat Molluscum Contagiosum
- ❑ Innovative distribution model to eliminate physician cost of acquiring YCANTH
  - Forward-deployed based inventory model to allow physicians to pay for inventory only after the claim has been adjudicated and the patient agrees to treatment through RFID technology
- ❑ Enhanced physician revenue opportunity
  - Continued reimbursement under the CPT codes 11710 and 17111
  - Margin on sale of the product (typically 6%-10% of ASP dependent on health plan)
- ❑ HCP-administered procedure in office typically falls under the medical benefit with an assigned permanent J-Code
  - Medical benefit is often less managed by insurance if pricing stays below the specialty tier (list price of \$670)
- ❑ Patient responsibility typically averages 20% co-insurance off list price, before manufacturer co-pay applied



# Our Product Portfolio

	PRE-IND	PHASE 2	PHASE 3	NDA	NEXT EXPECTED MILESTONE
YCAN1H Molluscum Contagiosum	[Progress bar]				Type A meeting to be requested with FDA Q4 2021
VP-102 Common Warts	[Progress bar]		*		Evaluate potential second Phase 2 trial**
VP-103 External Genital Warts	[Progress bar]				Initiate Phase 3 in 2H 2022
VP-103 Plantar Warts	[Progress bar]				Initiate Phase 2 trial***
LTX-315 Dermatological Oncology****	[Progress bar]				Submit US IND during 2H 2021

\* Originally designed Phase 2 program completed.

\*\* Company evaluating potential for conducting an additional Phase 2 trial based on FDA feedback for Phase 3 trial protocol.

\*\*\* Timing for initiating new clinical trials to be determined.

\*\*\*\* License excludes metastatic melanoma and metastatic merkel cell carcinoma. Initially focused on basal cell and squamous cell carcinomas.



Copyright © 2021 Verrica Pharmaceuticals. All rights reserved.



# YCANTH™ in Development to Address Two of the Largest Unmet Needs in Dermatology

## Molluscum

US Prevalence of ~**6 million**<sup>(1)</sup> with  
~**1 million diagnosed annually**<sup>(2)</sup>

**85%**  
Not Diagnosed  
5.1 million



**15%**  
Diagnosed  
0.9 million

## Common Warts

US Prevalence of ~**22 million**<sup>(3)</sup> with  
~**1.5 million diagnosed annually**<sup>(4)</sup>

**22M**  
Prevalence in U.S.



**1.5M**  
Patients Diagnosed  
Annually



- (1) Prevalence in the US of 5.1% to 11.5% in children aged 0-16 years. (Fam Pract. 2014 Apr;31(2):130-6). US Census estimates ~69.4MM children aged 0 to 16 years in 2016.
- (2) IQVIA projected dataset for 12 months ending October 2017
- (3) IMS National Disease and Therapeutic Index (NDTI) Rolling 5 Years Ending June 2016. Nguyen et al, Laser Treatment of Nongenital Verrucae A Systemic Review. JAMA Dermatology. 2016; 152(9): 1025-1033
- (4) IQVIA Anonymous Longitudinal Patient Level Data (APLD) for 12 months ending September 2018

Copyright © 2021 Verrica Pharmaceuticals. All rights reserved.

# U.S. Regulatory Status of VP-102

- ❑ Verrica received a Complete Response Letter (CRL) from the FDA in September 2021 due to open general inspection items at a contract manufacturer (CMO) that were not specific to VP-102.
- ❑ The Company will request a Type A meeting with the FDA in Q4 '21 to demonstrate that the Company's good manufacturing practices, controls and processes ensure that any deficiencies at the CMO do not impact the efficacy, safety or quality of VP-102.
- ❑ The CMO has also advised Verrica that it is expecting a satisfactory resolution of the facilities identified deficiencies from the FDA prior to the Type A meeting.
- ❑ No clinical, safety or CMC issues specific to VP-102 were identified in the CRL, and the Company remains confident in the path forward for VP-102 as the potential first and only FDA approved treatment option for molluscum.





**THE PROBLEM**

# Molluscum Contagiosum



Copyright © 2021 Verrica Pharmaceuticals. All rights reserved.

# Molluscum Background

## OVERVIEW

Caused by a pox virus

Primarily infects children, with the highest incidence occurring in children <14 years old

Highly contagious

If untreated, lesions persist an average of 13 months, with some cases remaining unresolved for 2+ years

Often leads to anxiety and social challenges for the patients and parents and negatively impacts quality of life

Copyright © 2021 Verrica Pharmaceuticals. All rights reserved.

## ETIOLOGY AND CLINICAL PRESENTATION

### Transmission

- Skin to skin contact
- Sharing of contaminated objects (e.g., clothing, towels, swimming pool toys)

### Diagnosis & Symptoms

- Typically 10 to 30 lesions
- 100+ lesions can be observed
- Lesions may be the only sign of infection and are often painless
- Can be diagnosed with skin biopsy to differentiate from other lesions



### Complications

- Skin irritation, inflammation, and re-infection
- Follicular or papillary conjunctivitis if lesions on eyelids
- Cellulitis

## Current Treatments for Molluscum are not FDA-Approved and Have Many Limitations

Broad use limited by unproven efficacy, scarring, lack of availability, safety concerns & pain

Significantly undertreated patient population



Copyright © 2021 Verrica Pharmaceuticals. All rights reserved.

	DESCRIPTION	LIMITATIONS
<b>Cryotherapy</b>	Freezing the lesions with liquid nitrogen	<ul style="list-style-type: none"><li>• Pain and scarring</li><li>• Unsuitable for use in children</li></ul>
<b>Curettage</b>	Using a curette or a surgical instrument with a scoop at the tip to scrape the lesions	<ul style="list-style-type: none"><li>• Pain and scarring</li><li>• Unsuitable for use in children</li></ul>
<b>Laser Surgery</b>	Applying a laser to target and destroy the lesions	<ul style="list-style-type: none"><li>• Pain, cost and lack of availability</li><li>• Unsuitable for use in children</li></ul>
<b>Topical Products</b>	Applying various acids (e.g. salicylic acid), creams or blistering solutions to destroy the lesions	<ul style="list-style-type: none"><li>• Unproven efficacy</li></ul>
<b>Off-Label Drugs</b>	Retinoids, antiviral medicines, or immune modulating therapies	<ul style="list-style-type: none"><li>• Limited efficacy</li><li>• Side-effects</li></ul>
<b>Natural Remedies</b>	Applying natural oils (e.g. tea tree oil) with antimicrobial properties	<ul style="list-style-type: none"><li>• Unproven efficacy</li><li>• Pain, irritation and allergic reactions</li></ul>



THE SOLUTION

# YCANTH™ (VP-102)



Copyright © 2021 Verrica Pharmaceuticals. All rights reserved.

# YCANTH™ (VP-102) Is a Proprietary Drug-Device Combination of Cantharidin Administered Through our Single-use Precision Applicator

**GMP-controlled new formulation** of 0.7% w/v cantharidin

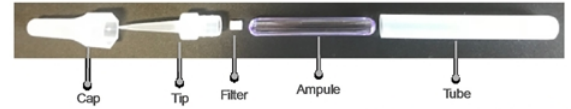
- Consistent and shelf-stable

**Single-use applicator** to reduce cross-contamination and allow for more effective application of drug by HCP

**Visualization agent** to identify treated lesions

**Bittering agent** to deter oral ingestion

**Clinician administered, In-Office Procedure**



Copyright © 2021 Verrica Pharmaceuticals. All rights reserved.

# We Have Successfully Completed Two Pivotal Phase 3 Trials (CAMP-1 & CAMP-2) In Molluscum



## Trial Design

Two identically designed, randomized, double-blinded, multicenter, placebo controlled trials

CAMP-1 conducted under FDA Special Protocol Assessment (SPA)

12-week study period



## Endpoints

**Primary:**  
Percent of subjects with complete clearance of molluscum at Day 84

**Secondary:**  
Percent of subjects with complete clearance at week 3, 6, 9  
Safety & tolerability



## Population

Subjects 2+ years of age with MC lesions who have not received any type of treatment within the past 14 days; Enrollment complete with 266 subjects for CAMP-1 and 262 subjects for CAMP-2



## Application

Study drug (VP-102 or placebo) is administered topically to all treatable lesions every 21 days until clearance or a maximum of 4 applications

VP-102 or placebo will be left on for 24 hours before removal with soap and warm water



# Molluscum History for Subjects in Phase 3 Trials<sup>1</sup>

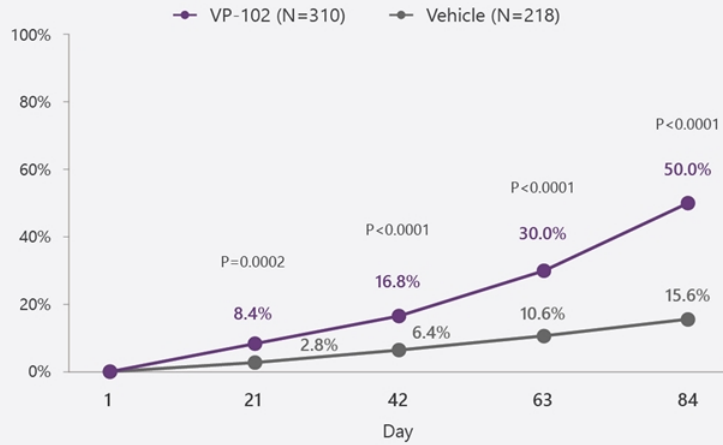
	VP-102 (n=310)	Vehicle (n=218)
<b>Baseline Lesion Count</b>		
Mean (SD)	20.5 ± 23.1	22.5 ± 22.3
Median	12.0	15.5
Range	1-184	1-110
<b>Time Since Clinical Diagnosis (days)</b>		
Mean (SD)	122.9 ± 200.9	126.2 ± 198.7
Median	25.0	31.5
Range	1-1247	1-1302
<b>Previous Treatment for Molluscum - no. (%)</b>		
Yes	89 (28.7)	72 (33.0)
<b>Atopic Dermatitis (AD) – no. (%)</b>		
History or Active AD	50 (16.1)	35 (16.1)
Active AD*	23 (7.4)	20 (9.2)

\*Active AD was determined by concomitant medication usage of the following medications during the study: topical corticosteroids, topical calcineurin inhibitors, and/or PDE-4 inhibitors



# Phase 3 Studies in Molluscum Demonstrate Statistically Significant Efficacy on Primary Endpoint of Complete Clearance vs. Vehicle<sup>1</sup>

Percentage of Patients With Complete Clearance of Molluscum Lesions at Day 84 (ITT Population)



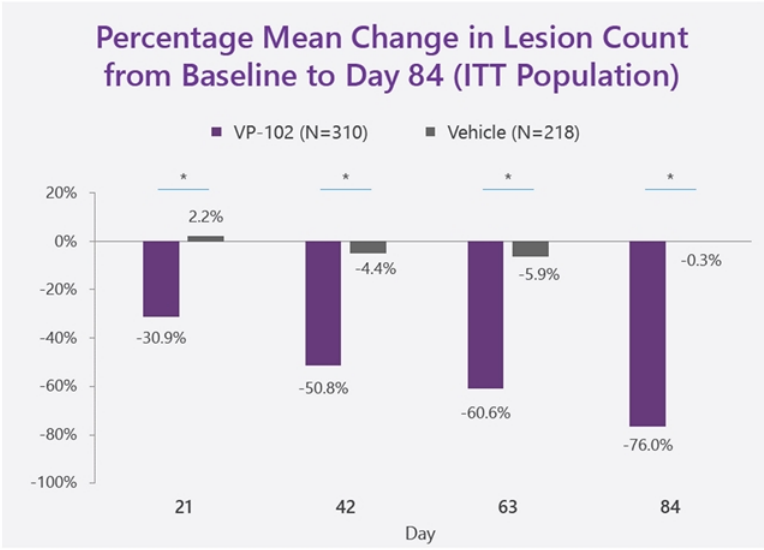
Note: Slide reflects pooled data from Phase 3 molluscum trials (CAMP-1 and CAMP-2)



Copyright © 2021 Verrica Pharmaceuticals. All rights reserved.

(1) Eichenfield *Amer J Clin Derm* 2021

# Phase 3 Studies in Molluscum Demonstrate Statistically Significant Efficacy on Percent Reduction of Lesions vs. Vehicle<sup>1</sup>



Note: Slide reflects pooled data from Phase 3 molluscum trials (CAMP-1 and CAMP-2)



Copyright © 2021 Verrica Pharmaceuticals. All rights reserved.

(1) Eichenfield *Amer J Clin Derm* 2021

# Phase 3 Discontinuation of Study Medication Due to Treatment-Related Adverse Events<sup>1</sup>

N (%)	VP-102 (N=311)	Vehicle (N=216)
Application Site Vesicles	5 (1.6)	0 (0)
Application Site Pain	3 (1.0)	0 (0)
Application Site Pruritus	1 (0.3)	0 (0)
Contact Dermatitis	1 (0.3)	0 (0)
<b>Total Discontinuation Rate</b>	<b>6 (1.9)</b>	<b>0 (0)</b>



Note: Slide reflects pooled data from Phase 3 molluscum trials (CAMP-1 and CAMP-2)

Copyright © 2021 Verrica Pharmaceuticals. All rights reserved.

(1) Eichenfield *Amer J Clin Derm* 2021



# MC Commercial Opportunity



Copyright © 2021 Verrica Pharmaceuticals. All rights reserved.

# Realizing the Molluscum Opportunity

US Prevalence of **~6 million in molluscum**<sup>(1)</sup> with **~1 million diagnosed annually**<sup>(2)</sup>

**85%**  
**Not Diagnosed**  
5.1 million



**15%**  
**Diagnosed**  
0.9 million



- (1) Prevalence in the US of 5.1% to 11.5% in children aged 0-16 years. (Fam Pract. 2014 Apr;31(2):130-6). US Census estimates ~69.4MM children aged 0 to 16 years in 2016.  
(2) IQVIA projected dataset for 12 months ending October 2017

Copyright © 2021 Verrica Pharmaceuticals. All rights reserved.

# Dermatologists are Familiar with API Used in YCANTH™ (VP-102) & Would Use if Available



Physicians who do not use the API of YCANTH™ (VP-102) **stated inaccessibility as a primary reason why they are not using**<sup>(1)</sup>



Physicians reported they **would use YCANTH™ (VP-102) if the cost of the drug was covered**<sup>(2)</sup>



- (1) Pompei DT et al. Cantharidin Therapy: Practice patterns and attitudes of health care providers. Journal of the American Academy of Dermatology. 2013; 68(6). Survey of 400 healthcare providers, 87.7% of responders were US based dermatologists.
- (2) Company survey of 40 physicians.

# Physicians are Highly Favorable to YCANTH™ (VP-102) Profile

## Derms and Ped Derms <sup>(1)</sup>



### KEY REASONS TO USE IF APPROVED

Efficacy	Precise and pain free application
FDA approval	Convenience of administration

## Pediatricians <sup>(1)</sup>



### KEY REASONS TO USE IF APPROVED

Efficacy	Fits into their current office model
Frustrated with not treating and having no viable options	

Scale of 1 (unlikely to use at all) to 7 (highly likely to use)



(1) Physician Qualitative research- one-hour individual interviews [n=30 Pediatricians, 13 Dermatologist, 5 Pediatric Dermatologists]

Copyright © 2021 Verrica Pharmaceuticals. All rights reserved.



# Multiple Payer Research Studies Suggest Favorable Reimbursement Landscape for YCANTH™ (VP-102)

	COHORT SIZE	AVERAGE LIVES COVERED
<b>Medical Directors</b>	7	9.8M
<b>Pharmacy Directors</b>	6	4.2M
<b>IDN Stakeholders</b>	2	6.5M



The 15 Payer Organizations and Plans Represented in the Interviews **Cover a Total of 105 Million Commercial & Medicaid Lives**



Source: Third party study commissioned by the Company.

Copyright © 2021 Verrica Pharmaceuticals. All rights reserved.

# Multiple Payer Research Studies Suggest Favorable Reimbursement Landscape for YCANTH™ (VP-102)

## Key Takeaways

- 1 Payers interviewed **recognize a significant unmet need** for molluscum contagiosum and lack of an effective treatment
- 2 Some of the **key concerns** mentioned about the undertreatment of the condition include the **risk of infection, scarring, or spread of the disease**
- 3 Payers **perceived YCANTH™ (VP-102) to be highly favorable** based on the majority of patients experiencing clearance within 12 weeks
- 4 Given the unmet need and favorable clinical outcomes in Phase 2 trials, **payers anticipate the majority of patients would have access to YCANTH™ (VP-102)** with minimal to no restrictions



# Medical Benefit Advantages Over Pharmacy Benefit

	Medical Benefit	Pharmacy Benefit
Reimbursement for products administered in office by HCP	More common	Less common
Reimbursable upon launch prior to clinical review	More common	Less common
Subject to rebates and discounts in order to obtain formulary access	Less common	More common
Gross-to-Net Deductions	Typically, lower deductions than Pharmacy Benefit	Typically, higher deductions to meet rebate demands and costs of co-pay program
Patient obligation	Typically, averages 20% co-insurance off list price, before manufacturer co-pay applied	Prescription co-pay varies by plan



# Integrated Commercial Approach with Multiple Strategic Levers

## Commercial Strategy



Copyright © 2021 Verrica Pharmaceuticals. All rights reserved.

# Physician Choice of Distribution Model

	Buy-and-Bill	Specialty Pharmacy
<b>HCP Reimbursement</b>		
Permanent J-code	Yes (within 1-2 quarters post-launch); Reimbursed under miscellaneous J-code until permanent J-code assigned	No
Office visit fee	Yes	Yes
Lesion destruction (CPT 17110, 17111)	Yes	Yes
Margin on sale of product	Yes, typically 6%-10% of ASP (dependent on health plan)	No
<b>Distribution</b>	<b>Forward-deployed Inventory Model</b>	<b>Specialty Pharmacy Model</b>
	<ul style="list-style-type: none"> <li>Verrica sells product to distributor</li> <li>Distributor supplies product on consignment basis to physicians</li> <li>Allow physicians to pay for inventory <u>after the claim has been adjudicated</u> and the patient agrees to treatment through RFID technology</li> </ul>	<ul style="list-style-type: none"> <li>RX filled by pharmacy network</li> <li>The pharmacy will also support prior-authorizations, if applicable</li> <li>Pharmacy adjudicates claim with patients and applies co-pay program</li> <li>White bag delivery to physician</li> </ul>



# Pre-Commercialization Activities Ongoing

## Engagement at Premier Venues & Industry Channels

 <p>THE SOCIETY FOR <b>pediatric</b> dermatology</p>	<p>WINTER CLINICAL DERMATOLOGY</p>	<p>FALL CLINICAL DERMATOLOGY CONFERENCE*</p> <p>Poster Presentation</p>
 <p>AMERICAN ACADEMY <b>AAD</b> 1938 OF DERMATOLOGY</p>	<p>American Academy of Pediatrics</p>  <p>National and Regional Meetings</p>	 <p>SOCIETY OF DERMATOLOGY PHYSICIANS <b>SDPA</b> EST 1964</p> <p>National and Regional Meetings</p>
<p>South Beach Symposium clinical • aesthetic dermatology</p>	 <p><b>MauiDerm</b> THE DERMATOLOGY MEETINGS</p>	 <p><b>JAMA</b> Network</p>



Copyright © 2021 Verrica Pharmaceuticals. All rights reserved.



## DISEASE AWARENESS

Caregiver Molluscum education through digital and social tools

HCP Molluscum education through congresses, speaker programs, and professional journal space

## OTHER

Trade distribution channel development

Customer segment insights

Brand strategy, customer segmentation, and targeting

Commercial systems infrastructure



# VP-102 in Common Warts



Copyright © 2021 Verrica Pharmaceuticals. All rights reserved.

# Verruca Vulgaris (Common Warts)

## OVERVIEW

Caused by human papilloma virus (HPV)

Infects patients of all ages

Persistent infection, highly refractory

Typically 2-5 lesions

No FDA-approved drug for the treatment of common warts

U.S prevalence of 22 million<sup>1</sup>, with 1.5 million<sup>2</sup> diagnosed annually

Copyright © 2021 Verrica Pharmaceuticals. All rights reserved.

## ETIOLOGY AND CLINICAL PRESENTATION

### Transmission

- Skin to skin contact
- Touching of contaminated objects

### Diagnosis & Symptoms

- Dome shaped flesh-colored lesions commonly on the hands, fingers, knees or elbows
- Lesions may occur in groups or in a linear pattern
- Lesions can cause considerable pain and discomfort, may spread with skin trauma, and can be itchy



### Complications

- Scarring may occur
- Dyspigmentation of affected areas
- Bacterial superinfection of lesions
- Irritation, pain, and redness of surrounding skin

(1) IMS National Disease and Therapeutic Index (NDTI) Rolling 5 Years Ending June 2016. Nguyen et al, Laser Treatment of Nongenital Verrucae A Systemic Review. JAMA Dermatology. 2016; 152(9): 1025-1033  
(2) IQVIA Anonymous Longitudinal Patient Level Data (APLD) for 12 months ending September 2018



# We Have Successfully Completed a Phase 2 Study (COVE-1) in Common Warts



## Study Design

Efficacy, safety & tolerability

Open label study with two cohorts

Cohort 1: one center  
Cohort 2: four centers



## Endpoints

### Primary

Percent of subjects with complete clearance of all treatable warts (baseline and new) at Day 84

### Secondary

Percent of subjects achieving complete clearance of all treatable warts at Visits 2, 3, and 4  
Change from baseline in number (%) of treatable warts at Day 84



## Patients

Cohort 1: 21 subjects 2+ years of age with common warts, who have not received any type of treatment within the past 14 days

Cohort 2: 35 subjects 12+ years of age with common warts, who have not received any type of treatment within the past 14 days



## Application

Study drug (VP-102) is administered topically to each treatable wart to a maximum of 4 applications

Cohort 1 is treated until clear, Cohort 2 receives one additional treatment at the first visit clearance was observed up to a maximum of 4 total applications

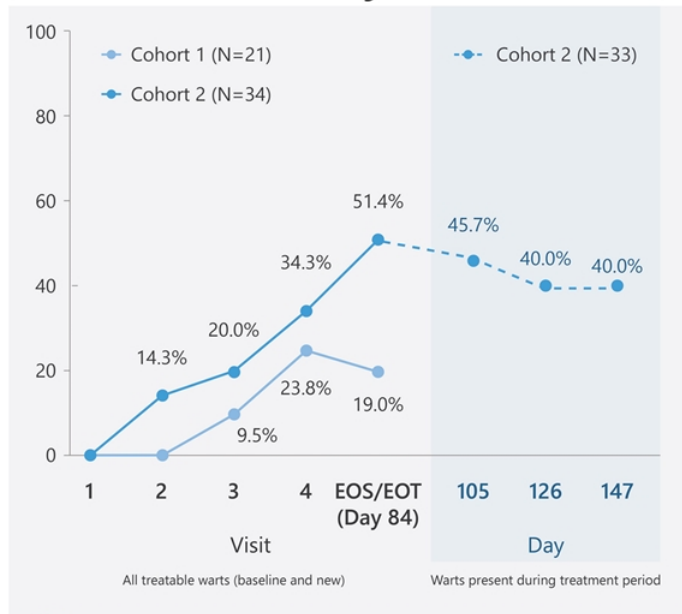
Frequency of administration is at least 14 days (Cohort 1) or 21 days (Cohort 2)

Pruning was allowed in Cohort 2

VP-102 will be left on for 24 hours before removal with soap and warm water



# VP-102 Demonstrated Clinically Meaningful Efficacy on Primary Endpoint of Complete Clearance in COVE-1 Study<sup>1</sup>



Copyright © 2021 Verrica Pharmaceuticals. All rights reserved.

# Adverse Events in COVE-1 Study (Incidence $\geq 5\%$ )<sup>1,\*</sup>

	Cohort 1 N=21 (To Day 84)	Cohort 2 N=34 (To Day 147)
<b>Incidence: N (%)</b>		
Application Site Vesicles	20 (95.2)	27 (79.4)
Application Site Pain	15 (71.4)	26 (76.5)
Application Site Erythema	13 (61.9)	19 (55.9)
Application Site Pruritus	9 (42.9)	16 (47.1)
Application Site Scab	8 (38.1)	20 (58.8)
Application Site Dryness	6 (28.6)	13 (38.2)
Application Site Edema	4 (19.0)	6 (17.6)
Application Site Discoloration	1 (4.8)	8 (23.5)
Application Site Exfoliation	0	4 (11.8)
Application Site Erosion	0	3 (8.8)
Papilloma Viral Infection**	0	3 (8.8)

\* Local skin reactions were expected due to the pharmacodynamic action of cantharidin. \*\* Warts reported with verbatim term of 'ring wart' and coded to MeDRA.





# VP-102 in External Genital Warts



Copyright © 2021 Verrica Pharmaceuticals. All rights reserved.

# Condyloma Acuminatum (Genital Warts)

## OVERVIEW

Caused by human papilloma virus (HPV)

Lesions on the surface of the skin in the genital and perianal regions

Highly contagious and recurrences are common

Treatment options have limitations

Approximately 500,000 to 1 million cases of EGW are newly diagnosed per year in the United States<sup>1</sup>

Copyright © 2021 Verrica Pharmaceuticals. All rights reserved.

## ETIOLOGY AND CLINICAL PRESENTATION

### Transmission

- Skin to skin contact
- Spread through sexual contact

### Diagnosis & Symptoms

- Can be flat, dome-shaped, keratotic, pedunculated and cauliflower-shaped
- Lesions may occur singularly, in clusters, or as plaques
- Lesions can be itchy, and can cause pain and discomfort



### Complications

- Irritation, pain, and redness of surrounding skin
- Dyspigmentation of affected areas
- Scarring may occur
- Bacterial superinfection of lesions

(1) Yanofsky, Valerie & Patel, Rita & Goldenberg, Gary. (2012). Genital warts: A comprehensive review. The Journal of clinical and aesthetic dermatology. 5. 25-36.

# Phase 2 Study (CARE-1) in External Genital Warts (EGW)



## Study Design

Multi-center, double-blind, vehicle-controlled

Dose regimen, efficacy, safety & tolerability

Study comprised of two parts (A and B)  
Primary objective of Part A is to identify the two best dosing regimens for evaluation in Part B



## Endpoints

### Primary

Percent of subjects with complete clearance of all treatable warts at Day 84

### Secondary

Percent of subjects achieving complete clearance of all treatable warts at days 21, 42, and 63



## Patients

Part A: 18 subjects 18+ years of age with 2-30 external genital and/or perianal warts for  $\geq 4$  weeks at baseline visit

Part B: 87 subjects 18+ years of age with 2-30 external genital and/or perianal warts for  $\geq 4$  weeks at baseline visit



## Application

Study drug (VP-102) is administered topically to each treatable wart every 21 days until complete clearance for a maximum of 4 treatments

Part A: Three treatment groups with a 2-hour, 6-hour, and 24-hour duration of skin exposure before removal with soap and warm water

Part B: 6- and 24-hour duration of treatment exposure (chosen based on Part A) with follow up period through Day 147

Frequency of administration is every 21 days



# Demographics (CARE-1, ITT Population)<sup>1\*</sup>

	VP-102 6-hour (N=30)	Vehicle 6-hour (N=24)	VP-102 24-hour (N=27)	Vehicle 24-hour (N=18)
<b>Age</b>				
Mean (SD)	38.93 (9.9)	35.83 (7.8)	34.33 (7.1)	33.83 (6.3)
Min, Max	26, 59	26, 58	25, 53	25, 43
<b>Gender, n (%)</b>				
Male	17 (56.7)	14 (58.3)	15 (55.6)	11 (61.1)
Female	13 (43.3)	10 (41.7)	12 (44.4)	7 (38.9)
<b>Race, n (%)</b>				
White	24 (80.0)	13 (54.2)	24 (88.9)	12 (66.7)
Black or African American	6 (20.0)	8 (33.3)	2 (7.4)	6 (33.3)
American Indian or Alaska Native	0 (0)	1 (4.2)	0 (0)	0 (0)
Other	0 (0)	2 (8.3)	1 (3.7)	0 (0)
<b>Ethnicity, n (%)</b>				
Hispanic or Latino	6 (20.0)	1 (4.2)	2 (7.4)	5 (27.8)
Not Hispanic or Latino	24 (80.0)	23 (95.8)	25 (92.6)	13 (72.2)



\*Pooled data from Part A and B

Copyright © 2021 Verrica Pharmaceuticals. All rights reserved.

(1) Guenther 2020 Winter Clinical Dermatology Symposium

# Baseline EGW Characteristics (CARE-1, ITT Population)<sup>1\*</sup>

	VP-102 6-hour (N=30)	Vehicle 6-hour (N=24)	VP-102 24-hour (N=27)	Vehicle 24-hour (N=18)
<b>Duration of Warts, No. (%)</b>				
<1 year	15 (50.0)	12 (50.0)	14 (51.9)	9 (50.0)
1-2 years	3 (10)	1 (4.2)	2 (7.4)	0 (0.0)
>2-5 Years	4 (13.3)	5 (20.8)	8 (29.6)	3 (16.7)
>5 years	8 (26.7)	6 (25.0)	3 (11.1)	6 (33.3)
<b>Wart Count</b>				
Mean	8.5	6.71	9.48	7.56
SD	7.3	5.5	6.2	6.8
Median	6	5	9	4.5
Min, Max	2, 30	2, 26	2, 25	2, 28
<b>Prior Wart Treatment, No. (%)</b>				
Yes	17 (56.7)	13 (54.2)	14 (51.9)	9 (50)



\*Pooled data from Part A and B

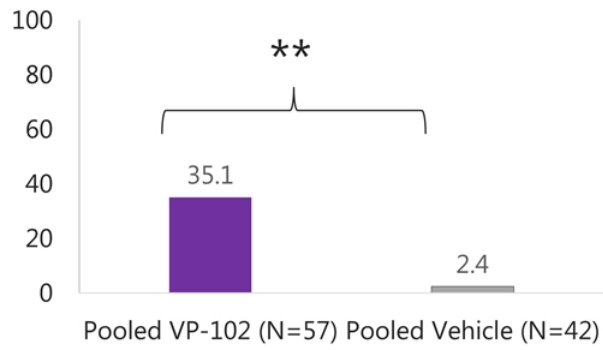
Copyright © 2021 Verrica Pharmaceuticals. All rights reserved.

(1) Guenther 2020 Winter Clinical Dermatology Symposium



# Efficacy (CARE-1, ITT Population)

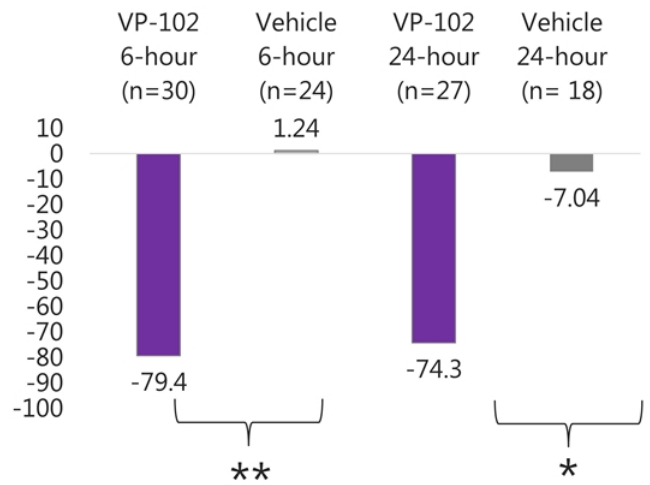
Percentage of Subjects with Complete Clearance of all Baseline and New Treatable EGW Lesions<sup>†</sup>



<sup>†</sup>Pooled data from Part A and B  
 \*P<0.001  
 \*\*P≤0.0001

Copyright © 2021 Verrica Pharmaceuticals. All rights reserved.

Mean Percentage Change in EGW Lesions from Baseline<sup>1</sup>



(1) Guenther 2020 Winter Clinical Dermatology Symposium

# Safety: Treatment Emergent Adverse Events (CARE-1, Safety Population)<sup>1,\*,†</sup>

TEAEs, N (%)	VP-102 6-hour (N=29)	Vehicle 6-hour (N=22)	VP-102 24-hour (N=28)	Vehicle 24-hour (N=20)
<b>Subjects reporting at least one TEAE</b>	29 (100.0)	15 (68.2)	28 (100.0)	9 (45.0)
Application site vesicles	25 (86.2)	0 (0.0)	26 (92.9)	1 (5.0)
Application site pain	20 (69.0)	3 (13.6)	19 (67.9)	4 (20.0)
Application site erythema	14 (48.3)	3 (13.6)	19 (67.9)	1 (5.0)
Application site pruritus	14 (48.3)	5 (22.7)	10 (35.7)	1 (5.0)
Application site scab	13 (44.8)	1 (4.5)	14 (50.0)	0 (0.0)
Application site discoloration	7 (24.1)	4 (18.2)	6 (21.4)	0 (0.0)
Application site dryness	7 (24.1)	2 (9.1)	6 (21.4)	1 (5.0)
Application site erosion	6 (20.7)	0 (0.0)	7 (25.0)	0 (0.0)
Application site edema	3 (10.3)	1 (4.5)	7 (25.0)	1 (5.0)
Application site exfoliation	3 (10.3)	2 (9.1)	5 (17.9)	0 (0.0)

TEAEs = Treatment Emergent Adverse Events



\*Pooled data from Part A and B. No subjects discontinued the study due to AEs.  
†No serious adverse events as deemed related to study drug by investigator.

Copyright © 2021 Verrica Pharmaceuticals. All rights reserved.

(1) Guenther 2020 Winter Clinical Dermatology Symposium



# LTX-315



Copyright © 2021 Verrica Pharmaceuticals. All rights reserved.

# LTX-315 Overview

Induces Immunogenic Cell Death and a Tumor-specific Immune Response<sup>1</sup>

## OVERVIEW

First-in-class oncolytic peptide that is injected directly into a tumor to induce immunogenic cell death

Worldwide license in dermatological oncology<sup>2</sup> from Lytix Biopharma in August 2020

Verrica intends to focus initially on basal cell and squamous cell carcinomas as lead indications

IND submission anticipated during 2H 2021

(1) Camilio *Oncimmunology* 2014

(2) All malignant and pre-malignant dermatological indications, except for metastatic melanoma and metastatic merkel cell carcinoma

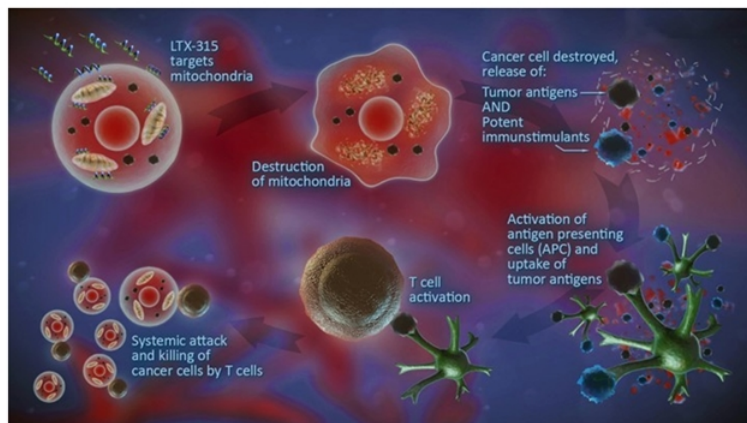
Copyright © 2021 Verrica Pharmaceuticals. All rights reserved.

## 1 Kills the Tumor Cells

LTX-315 enters the cells and disturbs cell membranes, causing cell death and release of a patient's tumor specific antigens

## 2 Triggers Immune Responses Targeting Tumor Cells

This allows the immune system to recognize, infiltrate, and attack cancer cells via dendritic cells and cytotoxic T cells



# Non-Melanoma Skin Cancer

## OVERVIEW

Non-melanoma skin cancer includes basal cell and squamous cell carcinoma

Basal cell carcinoma is the most common malignancy in humans<sup>1</sup>

Common treatments are invasive, painful, can cause scarring, and may require destruction of healthy tissue

## ETIOLOGY AND CLINICAL PRESENTATION

### Patient population<sup>1</sup>

- Estimated 5.4 million diagnoses of basal cell (BCC) and squamous cell (SCC) carcinomas annually
- Increasing age and sun exposure are risk factors

### Diagnosis & Symptoms<sup>2,3</sup>

- New or changing lesions on sun exposed skin
- Common on the head/neck
- BCC: Pink pearly papules with prominent blood vessels
- SCC: Pink, rough scaly papules, patches, or plaques
- Diagnosis through routine biopsy

### Complications<sup>3,4</sup>

- Damage to healthy tissue, pain, permanent scarring
- Surgical complications include disfigurement, bleeding and infection
- Metastasis to other areas of the body/organs

(1) Rogers *JAMA Derm* 2015; <https://www.aad.org/media/stats-skin-cancer>, <https://www.skincancer.org/skin-cancer-information/skin-cancer-facts/>  
(2) *Comballia Derm Practic & Concept* 2020  
(3) *Gruber StatPearls* 2020  
(4) *Bailey Int J of Wom Derm* 2019

# Current Treatments For Non-Melanoma Skin Cancer<sup>1-3</sup>

Invasive procedures may lead to permanent scarring, pain, damage to healthy tissue, and recurrence

- (1) Camilio *Oncoimmunology* 2014
- (2) Combalia *Derm Practic & Concept* 2020
- (3) Bailey *Int J of Wom Derm* 2019



Copyright © 2021 Verrica Pharmaceuticals. All rights reserved.

	DESCRIPTION	LIMITATIONS
<b>Surgical Excision</b>	Using a scalpel to remove diseased tissue and healthy skin	<ul style="list-style-type: none"> <li>• Invasive</li> <li>• Can cause scarring/disfigurement, infection, pain</li> </ul>
<b>Mohs Surgery</b>	Used in high risk NMSC or in special sites	<ul style="list-style-type: none"> <li>• Invasive, may take several rounds</li> <li>• Can cause scarring, disfigurement and pain</li> </ul>
<b>Electrodessication and Curettage</b>	Minor surgical procedure to remove diseased tissue with sharp tool and cauterize the area	<ul style="list-style-type: none"> <li>• Invasive</li> <li>• Painful</li> <li>• Likely to cause scarring</li> </ul>
<b>Topical Agents</b>	5-FU, ingenol mebutate, or imiquimod	<ul style="list-style-type: none"> <li>• May only be efficacious in small, superficial tumors</li> <li>• Local inflammatory reactions, systemic side effects</li> </ul>
<b>Oral Therapy</b>	ERIVEDGE® (vismodegib) <sup>4</sup>	<ul style="list-style-type: none"> <li>• Approval limited to small subset of BCC and metastatic BCC</li> <li>• Systemic side effects</li> </ul>
<b>Oral Therapy</b>	ODOMZO® (sonidegib) <sup>5</sup>	<ul style="list-style-type: none"> <li>• Approval limited to small subset of BCC and metastatic BCC</li> <li>• Systemic side effects</li> </ul>

(4) Per Prescribing Information: a hedgehog pathway inhibitor indicated for the treatment of adults with metastatic basal cell carcinoma, or with locally advanced basal cell carcinoma that has recurred following surgery or who are not candidates for surgery and who are not candidates for radiation.

(5) Per Prescribing Information: a hedgehog pathway inhibitor indicated for the treatment of adult patients with locally advanced basal cell carcinoma (BCC) that has recurred following surgery or radiation therapy, or those who are not candidates for surgery or radiation therapy.



# Regulatory Exclusivity and Intellectual Property



Copyright © 2021 Verrica Pharmaceuticals. All rights reserved.

# Verrica has Several Potential Ways to Maintain Exclusivity for VP-102



## Regulatory Exclusivity

5 years of exclusivity for cantharidin as API potentially available upon approval (potential for additional 6 months for pediatric exclusivity for common warts and plantar warts indications)



## Compounding Pharmacies

If VP-102 is approved, traditional compounding pharmacies will NOT be able to continue compounding cantharidin regularly or in inordinate amounts, except under patient specific circumstances as prescribed by a physician.

The FDA has the authority to regulate compounders. Improper compounding can result in monetary fines plus felony convictions in case of repeat offenses and intent to fraud/mislead.



## Manufacturing

VP-102 has the potential to address stability issues with standard packaging and container/closure systems

Limited commercial CMOs with facilities for handling highly potent and highly flammable liquid products

Entered into a supply agreement for naturally-sourced cantharidin; subject to specified minimum annual purchase orders and forecasts, supplier agreed that it will not supply cantharidin, any beetles or other raw material from which cantharidin is derived to any other customer in North America



## True Generic Unlikely

Unlikely to receive approval under an ANDA due to uniqueness from patent pending protection and significant differences likely between YCANTH™ (VP-102) and potential competitors

Cannot do traditional PK/bioequivalence study (no blood level profile for YCANTH™ (VP-102))

May require new clinical studies with new formulation and new delivery approach that shows equivalence without violating any of Verrica's IP





# Overview of VP-102/103 Intellectual Property Portfolio

## KEY CLAIMS AND PATENT APPLICATIONS

## VALUE TO VERRICA

<b>1</b> Our specific formulation, YCANTH™ (VP-102), key safety additions and novel cantharidin formulations (PCT/US2014/052184) (PCT/US2018/036353)  Single use applicator containing cantharidin formulations (PCT/US2014/052184) (PCT/US2018/037808)	May prevent generics from copying our ether-free formulation or from making similar formulations  May prevent generics from utilizing a single-use applicator for cantharidin that contains both a glass ampule to maintain product stability and a filter placed prior to dispensing tip, which helps increase administration accuracy and prevents direct contact with skin
<b>2</b> Specific design of our commercial applicator (PCT/US2018/037808) (US 29/607744)	May prevent generics from utilizing a similar applicator Design patent application allowed in the US
<b>3</b> Methods of use for cantharidin in the treatment of molluscum (PCT/US2018/037808 and PCT/US2018/036353) (PCT/US2014/052184)	May prevent generics from a similar treatment regimen and label
<b>4</b> Methods for purifying cantharidin and analyzing cantharidin or cantharidin solutions (PCT/US2016/14139)	May force generics to find alternative methodologies to produce GMP cantharidin or determine if their API or drug product is GMP compliant
<b>5</b> Methods for complete cantharidin synthesis (PCT/US2015/066487) (PCT/US2018/054373)	Synthetic version would reduce risks of outside contaminants and environmental factors affecting the naturally-sourced API. May prevent generics competing with a synthetic version of cantharidin

**Any patents issued from our applications are projected to expire between 2034 and 2039, excluding any patent term adjustment and patent term extensions**



Copyright © 2021 Verrica Pharmaceuticals. All rights reserved.

# Overview of LTX-315 Intellectual Property Portfolio

Product	Description	EU	US	JP	Other <sup>1</sup> (pending)
LTX-315 PCT/EP2009/006744	Composition-of-matter claims	Granted <sup>1</sup> , expires 2029	Granted, expires 2032	Granted, expires 2029	AU, BR*, CA, CN, IN, NZ, KR, RU, SG
LTX-315 T cell clonality PCT/EP 2017/05229	Methods-of-use claims	Pending, expires 2037	Pending, expires 2037	Pending, expires 2037	AU*, CN*, KR*



<sup>1</sup> In force in: UK, Belgium, Denmark, Finland, France, Germany, Italy, Netherlands, Norway, Poland, Spain, Sweden, Switzerland and Turkey

# Investor Relations—NASDAQ: VRCA

## Analyst Coverage<sup>(1)</sup>

Ken Cacciatore, Cowen

Oren Livnat, H.C. Wainwright

David Steinberg, Jefferies

Serge Belanger, Needham

Tim Chiang, Northland Capital Markets

Greg Renza, RBC Capital Markets

## As of June 30, 2021

- Cash and marketable securities: \$90M
- Debt: \$40M
- Outstanding shares: 27.5M
- Outstanding option shares and RSUs: 4.2M



(1) Disclaimer: Any opinions, estimates or forecasts regarding Verrica's performance made by the above-referenced analysts are theirs alone and do not represent opinions, forecasts or predictions of Verrica or its management, and no endorsement of such opinions, estimates or forecasts shall be implied.

Copyright © 2021 Verrica Pharmaceuticals. All rights reserved.

# Our Product Portfolio

	PRE-IND	PHASE 2	PHASE 3	NDA	NEXT EXPECTED MILESTONE
<b>YCAN1H</b> Molluscum Contagiosum	[Progress bar]				Type A meeting to be requested with FDA Q4 2021
<b>VP-102</b> Common Warts	[Progress bar]		*		Evaluate potential second Phase 2 trial**
<b>VP-103</b> External Genital Warts	[Progress bar]				Initiate Phase 3 in 2H 2022
<b>VP-103</b> Plantar Warts	[Progress bar]				Initiate Phase 2 trial***
<b>LTX-315</b> Dermatological Oncology****	[Progress bar]				Submit US IND during 2H 2021

\* Originally designed Phase 2 program completed.

\*\* Company evaluating potential for conducting an additional Phase 2 trial based on FDA feedback for Phase 3 trial protocol.

\*\*\* Timing for initiating new clinical trials to be determined.

\*\*\*\* License excludes metastatic melanoma and metastatic merkel cell carcinoma. Initially focused on basal cell and squamous cell carcinomas.



Copyright © 2021 Verrica Pharmaceuticals. All rights reserved.

# Investment Highlights

## *Focused on Clinician-Administered Therapies With Potential for Reimbursement as a Medical Benefit*

### **YCANTH™ (VP-102)**

- ❑ In Development to Address Two of the Largest Unmet Needs in Dermatology
  - U.S. prevalence of ~6 million in molluscum contagiosum<sup>(1)</sup> and ~22 million in common warts<sup>(2)</sup>
  - No FDA-approved drugs to treat molluscum or warts
- ❑ Innovative Product Candidate
  - Proprietary drug-device combination of formulation and single-use applicator
- ❑ Physician Acceptance
  - 95% of Pediatric Dermatologists have used API<sup>(3)</sup>
- ❑ Payer Research Suggests Favorable Reimbursement Landscape
- ❑ Exclusive License for Torii Pharmaceutical to Develop and Commercialize VP-102 in Japan
- ❑ Next step will be to request a Type A meeting with FDA in Q4 2021 to address deficiencies identified by FDA at a contract manufacturer.

### **Dermatological Oncology**

- ❑ Worldwide rights for dermatological oncology, including basal cell and squamous cell carcinomas and non-metastatic melanoma, to LTX-315
  - First-in-class oncolytic peptide injected directly into tumor
- ❑ Positive tumor-specific immune cell responses in multi-indication Phase 1/2 oncology trials
- ❑ Verrica to focus initially on development to treat basal cell and squamous cell carcinomas
- ❑ 5.4 million diagnoses annually in the U.S. of basal and squamous cell skin cancers<sup>(4)</sup>; patients typically treated with surgery
- ❑ Submission of U.S. IND anticipated during second half of 2021

### **Proven Team and Strong Balance Sheet**

- ❑ Industry-leading, experienced management team with extensive dermatology product launch experience
- ❑ \$90M cash and marketable securities as of June 30, 2021.



- (1) Prevalence in the US of 5.1% to 11.5% in children aged 0-16 years. (Fam Pract. 2014 Apr;31(2):130-6). US Census estimates ~69.4MM children aged 0 to 16 years in 2016.
- (2) IMS National Disease and Therapeutic Index (NDTI) Rolling 5 Years Ending June 2016. Nguyen et al, Laser Treatment of Nongenital Verrucae A Systemic Review. JAMA Dermatology. 2016; 152(9): 1025-103
- (3) Based on a survey of 115 dermatologists the results of which have been extrapolated to pediatric dermatologists.
- (4) Rogers JAMA Derm 2015; <https://www.aad.org/media/stats-skin-cancer>, <https://www.skincancer.org/skin-cancer-information/skin-cancer-facts/>

Copyright © 2021 Verrica Pharmaceuticals. All rights reserved.

# Management Team with Extensive Product Launch and Dermatology Experience



**Ted White**  
President & Chief Executive Officer



**Terry Kohler**  
Chief Financial Officer



**Gary Goldenberg, MD**  
Chief Medical Officer



**Joe Bonaccorso**  
Chief Commercial Officer



## Selected Launched Products





# Appendix



Copyright © 2021 Verrica Pharmaceuticals. All rights reserved.

**Developing**  
dermatology  
products







# Molluscum Clinical Evidence

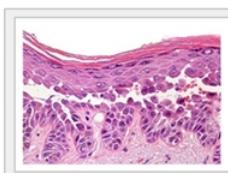


Copyright © 2021 Verrica Pharmaceuticals. All rights reserved.

# Cantharidin Elicits a Dual Response in the Skin

## 1 Superficial blistering of lesional skin

Cantharidin is a vesicant, causing the pharmacodynamic response of blistering in the skin. Once applied, cantharidin activates neutral serine proteases that cause degeneration of the desmosomal plaque and intraepidermal blistering.<sup>(1)</sup>



Desmosome Cleavage and Blister Formation

## 2 Elicits Inflammation & Immune Response

Cantharidin stimulates leukocyte infiltration (e.g., neutrophils, macrophages, B and T cells and eosinophils) and the release of chemokines and cytokines including TNF- $\alpha$ , IL-8 and CXCL-5.<sup>(2)</sup>



Lymphocyte

Neutrophil

Eosinophil

Macrophage

# Significant Clinical Progress of YCANTH™ (VP-102) for the Treatment of Molluscum

	TRIAL AND STATUS	FORMULATION / APPLICATION METHOD	TRIAL DESIGN	TRIAL OBJECTIVES
PHASE 3	<b>Pivotal Trial CAMP-1</b> Complete	VP-102	<ul style="list-style-type: none"> <li>N=266</li> <li>Conducted under SPA</li> <li>Randomized, double blind, multi-center, placebo controlled</li> </ul>	<ul style="list-style-type: none"> <li>To evaluate the efficacy of dermal application of VP-102 relative to placebo for complete clearance at day 84</li> <li>To assess the safety and tolerability of VP-102</li> </ul>
	<b>Pivotal Trial CAMP-2</b> Complete	VP-102	<ul style="list-style-type: none"> <li>N=262</li> <li>Randomized, double blind, multi-center, placebo controlled</li> </ul>	<ul style="list-style-type: none"> <li>To evaluate the efficacy of dermal application of VP-102 relative to placebo for complete clearance at day 84</li> <li>To assess the safety and tolerability of VP-102</li> </ul>
PHASE 2	<b>Innovate Trial</b> Complete	VP-102	<ul style="list-style-type: none"> <li>Open-label, single-center</li> <li>N=33</li> </ul>	<ul style="list-style-type: none"> <li>To determine possible systemic exposure from a single 24-hour application of VP-102</li> <li>To confirm safety and efficacy with applicator</li> </ul>
	<b>Pilot Trial</b> Complete	Our proprietary formula of cantharidin used in VP-102, applied with the wooden stick part of a cotton-tipped swab	<ul style="list-style-type: none"> <li>Open-label, single-center</li> <li>N=30</li> </ul>	<ul style="list-style-type: none"> <li>To evaluate safety and efficacy and determine optimal treatment duration</li> </ul>



# Demographics in Phase 3 Trials<sup>1</sup>

	VP-102 (n=310)	Vehicle (n=218)
<b>Age (years)</b>		
Mean (SD)	7.5 ± 6.7	6.8 ± 5.8
Median	6.0	6.0
Range	2-60	2-54
<b>Age Group - no.(%)</b>		
≥ 2 to 5 yr	137 (44.2)	106 (48.6)
≥6 to 11 yr	140 (45.2)	89 (40.8)
≥12-18 yr	22 (7.1)	18 (8.3)
≥ 19 yr	11 (3.5)	5 (2.3)
<b>Gender – no. (%)</b>		
Female	154 (49.7)	107 (49.1)
Male	156 (50.3)	111 (50.9)
<b>Race or Ethnic Group – no. (%)</b>		
White	277 (89.4)	202 (92.7)
Black or African American	13 (4.2)	8 (3.7)
Asian	6 (1.9)	1 (0.5)
American Indian/Alaskan Native	0	1 (0.5)
Other	14 (4.5)	6 (2.8)



Note: Slide reflects pooled data from Phase 3 molluscum trials (CAMP-1 and CAMP-2)

Copyright © 2021 Verrica Pharmaceuticals. All rights reserved.

(1) Eichenfield *Amer J Clin Derm* 2021

# Safety Summary for Molluscum Phase 3 Trials<sup>1</sup>

## Incidence of Treatment Emergent Adverse Events (TEAEs) ≥5%

	VP-102 (N=311)	Vehicle (N=216)
At Least One Incidence: N (%)		
Application Site Vesicles	298 (95.8)	63 (29.2)
Application Site Pain	193 (62.1)	36 (16.7)
Application Site Pruritus	169 (54.3)	75 (34.7)
Application Site Scab	147 (47.3)	47 (21.8)
Application Site Erythema	139 (44.7)	58 (26.9)
Application Site Discoloration	100 (32.2)	27 (12.5)
Application Site Dryness	63 (20.3)	31 (14.4)
Application Site Edema	29 (9.3)	10 (4.6)
Application Site Erosion	22 (7.1)	2 (0.9)

## Treatment Emergent Adverse Events (TEAEs) ≥5% by Severity

At Least One Incidence: N (%)	VP-102 (N=311)			Vehicle (N=216)		
	Mild	Moderate	Severe	Mild	Moderate	Severe
Application Site Vesicles	187 (60.1)	100 (32.2)	11 (3.5)	59 (27.3)	4 (1.9)	0
Application Site Pruritus	145 (46.6)	23 (7.4)	1 (0.3)	62 (28.7)	13 (6.0)	0
Application Site Pain	127 (40.8)	59 (19.0)	7 (2.3)	34 (15.7)	2 (0.9)	0
Application Site Scab	120 (38.6)	27 (8.7)	0	44 (20.4)	3 (1.4)	0
Application Site Discoloration	87 (28.0)	12 (3.9)	1 (0.3)	25 (11.6)	2 (0.9)	0
Application Site Erythema	73 (23.5)	65 (20.9)	1 (0.3)	43 (19.9)	15 (6.9)	0
Application Site Dryness	58 (18.6)	5 (1.6)	0	30 (13.9)	1 (0.5)	0
Application Site Edema	21 (6.8)	8 (2.6)	0	7 (3.2)	3 (1.4)	0
Application Site Erosion	20 (6.4)	2 (0.6)	0	2 (0.9)	0	0

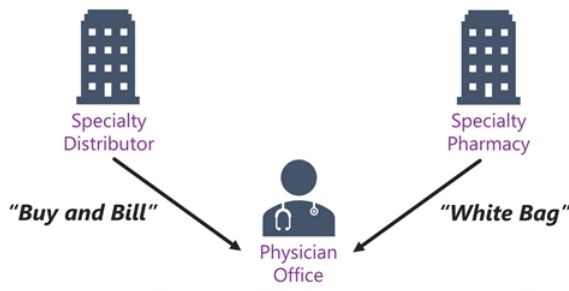


Note: Slide reflects pooled data from Phase 3 molluscum trials (CAMP-1 and CAMP-2)

Copyright © 2021 Verrica Pharmaceuticals. All rights reserved.

(1) Eichenfield *JAMA Derm* 2020

# YCANTH™ (VP-102) Designed to be Clinician-Administered and Intend to Distribute Through Specialty Product Channels, if Approved



Potential Physician Reimbursement Opportunities	
"Buy and Bill"	"White Bag"
Office visit	Office visit
Procedure for lesion destruction	Procedure for lesion destruction
YCANTH™ (VP-102) = (ASP + X%)	



## Distribution model will be supported by a patient and HCP services platform (HUB)

- Benefits investigation/verification to determine coverage
- Full reimbursement support for miscellaneous J-code under medical benefit<sup>(1)</sup>
- Prior authorization support
- Co-pay/co-insurance assistance



## Dedicated field reimbursement team to support physician offices



Note: For illustrative purposes only. If approved, actual distribution channels and support services may change as strategy is finalized.

<sup>(1)</sup> Verrica intends to file for a product-specific J-code for VP-102

# Historical Compounded Cantharidin Presents a Number of Limitations

## 1 Varying concentration

- Evaporation of volatile solvents leads to concentration increases
- Patients can receive more drug than clinically necessary resulting in excessive blistering

## 2 Inconsistent purity and lack of controlled product manufacturing

- Risk of impurities present such as residual solvents and pesticides

## 3 Lack of reimbursement

- Not FDA approved and therefore not eligible for drug reimbursement

## 4 Inconvenient and variable administration

- Application with the wooden stick part of a cotton-tipped swab can lead to patients receiving more drug than necessary
- Inability for physicians to identify where the drug has been applied

## 5 Limited availability

- Illegal to import formulated cantharidin
- Generally not available in hospitals and academic settings, which require FDA approved product
- Only an estimated 7% of 503B compounders produce formulations containing cantharidin<sup>(1)</sup>



(1) Based on 57 503B facilities and 4 compounders of cantharidin per FDA database (January – June 2019).

Copyright © 2021 Verrica Pharmaceuticals. All rights reserved.